

# NCEMA Web Statistics

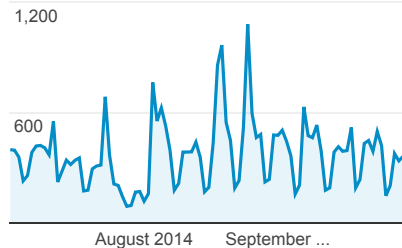
Jul 1, 2014 - Sep 30, 2014

All Sessions  
100.00%

+ Add Segment

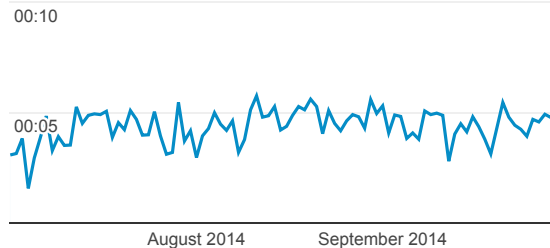
## Visits

Sessions



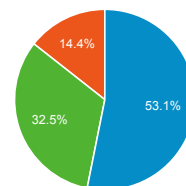
## Avg. Visit Duration

Avg. Session Duration



## Visits by Traffic Type

organic direct referral



## Visits

**34,082**

% of Total: 100.00% (34,082)



## Avg. Time on Page

**00:01:32**

Site Avg: 00:01:32 (0.00%)



## % New Visits

**64.89%**

Site Avg: 64.89% (0.00%)



## Visits by Browser

Browser	Sessions
Chrome	11,022
Internet Explorer	10,454
Safari	7,399
Firefox	1,988
Android Browser	1,242
BlackBerry	1,183
Safari (in-app)	463
Opera Mini	138
Opera	83
UC Browser	33

## Visits and Avg. Visit Duration by Country / Territory

Country / Territory	Sessions	Avg. Session Duration
United Arab Emirates	29,355	00:04:48
Saudi Arabia	664	00:02:09
India	465	00:01:53
United States	450	00:02:25
Egypt	391	00:03:27
United Kingdom	232	00:03:01
Jordan	200	00:03:26
Morocco	146	00:01:58
Qatar	142	00:03:19
Oman	129	00:03:01

## Visits by Language

Language	Sessions
en-us	22,063
ar	5,473
en-gb	2,519
ar-ae	1,027
c	971
ar-eg	487
ar-sa	417
en	292
fr	245
en_gb	91

## Visits and Pageviews by Mobile (Including Tablet)

Mobile (Including Tablet)	Sessions	Pageviews
No	21,428	94,853
Yes	12,654	38,599

