

# NCEMA Web Statistics

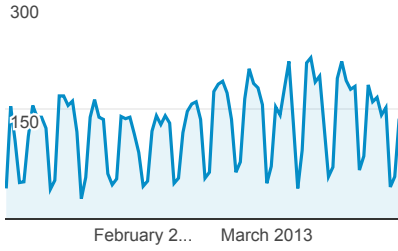
Jan 1, 2013 - Mar 31, 2013

All Sessions  
100.00%

+ Add Segment

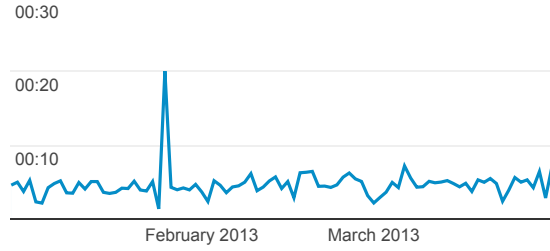
## Visits

Sessions



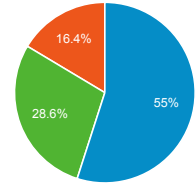
## Avg. Visit Duration

Avg. Session Duration



## Visits by Traffic Type

organic direct referral



## Visits

11,182

% of Total: 100.00% (11,182)



## Avg. Time on Page

00:01:41

Site Avg: 00:01:41 (0.00%)



## % New Visits

62.07%

Site Avg: 62.07% (0.00%)



## Visits by Browser

Browser	Sessions
Internet Explorer	5,447
Chrome	2,291
Safari	1,731
Firefox	1,073
Android Browser	405
Safari (in-app)	128
Opera	69
Mozilla Compatible Agent	12
Opera Mini	12
RockMelt	4

## Visits and Avg. Visit Duration by Country / Territory

Country / Territory	Sessions	Avg. Session Duration
United Arab Emirates	8,987	00:05:00
United States	276	00:03:19
Saudi Arabia	221	00:02:33
United Kingdom	215	00:04:14
India	196	00:02:20
Egypt	121	00:02:12
Algeria	80	00:01:43
Jordan	76	00:02:18
Palestine	69	00:16:11
Canada	61	00:06:15

## Visits by Language

Language	Sessions
en-us	9,095
ar	867
en-gb	332
ar-sa	219
en	189
fr	141
ar-ae	135
en_gb	57
it	18
fr-fr	17

## Visits and Pageviews by Mobile (Including Tablet)

Mobile (Including Tablet)	Sessions	Pageviews
No	9,278	37,151
Yes	1,904	5,711

